

BRITISH STANDARD

**BS EN ISO
1183-3:1999**

Plastics — Methods for determining the density of non-cellular plastics —

Part 3: Gas pycnometer method

The European Standard EN ISO 1183-3:1999 has the status of a
British Standard

ICS 83.080.01

NO COPYING WITHOUT BSI PERMISSION EXCEPT AS PERMITTED BY COPYRIGHT LAW



National foreword

This British Standard is the English language version of EN ISO 1183-3:1999. It is identical with ISO 1183-3:1999. It supersedes Methods A and B of BS 2782-6: Methods 620A to 620D:1991 which is amended.

The UK participation in its preparation was entrusted to Technical Committee PRI/21, Testing of plastics, which has the responsibility to:

- aid enquirers to understand the text;
- present to the responsible international/European committee any enquiries on the interpretation, or proposals for change, and keep the UK interests informed;
- monitor related international and European developments and promulgate them in the UK.

A list of organizations represented on this committee can be obtained on request to its secretary.

Cross-references

Attention is drawn to the fact that CEN and CENELEC Standards normally include an annex which lists normative references to international publications with their corresponding European publications. The British Standards which implement these international or European publications may be found in the BSI Standards Catalogue under the section entitled "International Standards Correspondence Index", or by using the "Find" facility of the BSI Standards Electronic Catalogue.

A British Standard does not purport to include all the necessary provisions of a contract. Users of British Standards are responsible for their correct application.

Compliance with a British Standard does not of itself confer immunity from legal obligations.

Summary of pages

This document comprises a front cover, an inside front cover, the EN ISO title page, the EN ISO foreword page, the ISO title page, pages ii to iv, pages 1 to 8, an inside back cover and a back cover.

The BSI copyright notice displayed in this document indicates when the document was last issued.

This British Standard, having been prepared under the direction of the Sector Committee for Materials and Chemicals, was published under the authority of the Standards Committee and comes into effect on 15 December 1999

© BSI 12-1999

ISBN 0 580 35246 3

Amendments issued since publication

Amd. No.	Date	Comments

EUROPEAN STANDARD
NORME EUROPÉENNE
EUROPÄISCHE NORM

EN ISO 1183-3

September 1999

ICS

English version

Plastics - Methods for determining the density of non-cellular
plastics - Part 3: Gas pycnometer method (ISO 1183-3:1999)

Plastiques - Méthodes pour déterminer la masse volumique
des plastiques non alvéolaires - Partie 3: Méthode du
pycnomètre à gaz (ISO 1183-3:1999)

Kunststoffe - Bestimmung der Dichte von nicht
verschäumten Kunststoffen - Teil 3: Gas Pycnometer
Verfahren (ISO 1183-3:1999)

This European Standard was approved by CEN on 22 August 1999.

CEN members are bound to comply with the CEN/CENELEC Internal Regulations which stipulate the conditions for giving this European Standard the status of a national standard without any alteration. Up-to-date lists and bibliographical references concerning such national standards may be obtained on application to the Central Secretariat or to any CEN member.

This European Standard exists in three official versions (English, French, German). A version in any other language made by translation under the responsibility of a CEN member into its own language and notified to the Central Secretariat has the same status as the official versions.

CEN members are the national standards bodies of Austria, Belgium, Czech Republic, Denmark, Finland, France, Germany, Greece, Iceland, Ireland, Italy, Luxembourg, Netherlands, Norway, Portugal, Spain, Sweden, Switzerland and United Kingdom.



EUROPEAN COMMITTEE FOR STANDARDIZATION
COMITÉ EUROPÉEN DE NORMALISATION
EUROPÄISCHES KOMITEE FÜR NORMUNG

Central Secretariat: rue de Stassart, 36 B-1050 Brussels

© 1999 CEN All rights of exploitation in any form and by any means reserved
worldwide for CEN national Members.

Ref. No. EN ISO 1183-3:1999 E

EN ISO 1183-3:1999

Foreword

The text of the International Standard ISO 14126:1999 has been prepared by Technical Committee ISO/TC 61 "Plastics" in collaboration with Technical Committee CEN/TC 249 "Plastics", the secretariat of which is held by IBN.

This European Standard shall be given the status of a national standard, either by publication of an identical text or by endorsement, at the latest by March 2000, and conflicting national standards shall be withdrawn at the latest by March 2000.

According to the CEN/CENELEC Internal Regulations, the national standards organizations of the following countries are bound to implement this European Standard: Austria, Belgium, Czech Republic, Denmark, Finland, France, Germany, Greece, Iceland, Ireland, Italy, Luxembourg, Netherlands, Norway, Portugal, Spain, Sweden, Switzerland and the United Kingdom.

Endorsement notice

The text of the International Standard ISO 1183-3:1999 was approved by CEN as a European Standard without any modification.

NOTE: Normative references to International Standards are listed in annex ZA (normative).

INTERNATIONAL
STANDARD

ISO
1183-3

First edition
1999-09-15

**Plastics — Methods for determining the
density of non-cellular plastics —**

**Part 3:
Gas pycnometer method**

*Plastiques — Méthodes pour déterminer la masse volumique des
plastiques non alvéolaires —*

Partie 3: Méthode utilisant un pycnomètre à gaz



Reference number
ISO 1183-3:1999(E)

EN ISO 1183-3:1999

Contents

1 Scope	1
2 Terms, definitions, symbols, units and abbreviated terms	1
3 Principle	2
4 Apparatus and materials	3
5 Test specimens	3
6 Calibration	3
7 Procedure and calculation	4
8 Precision	4
9 Test report	4
Annex A (informative) Two-chamber pressure-measuring pycnometer	6

Foreword

ISO (the International Organization for Standardization) is a worldwide federation of national standards bodies (ISO member bodies). The work of preparing International Standards is normally carried out through ISO technical committees. Each member body interested in a subject for which a technical committee has been established has the right to be represented on that committee. International organizations, governmental and non-governmental, in liaison with ISO, also take part in the work. ISO collaborates closely with the International Electrotechnical Commission (IEC) on all matters of electrotechnical standardization.

International Standards are drafted in accordance with the rules given in the ISO/IEC Directives, Part 3.

Draft International Standards adopted by the technical committees are circulated to the member bodies for voting. Publication as an International Standard requires approval by at least 75 % of the member bodies casting a vote.

International Standard ISO 1183-3 was prepared by Technical Committee ISO/TC 61, *Plastics*, Subcommittee SC 5, *Physical-chemical properties*. Together with the other parts (see below), it cancels and replaces ISO 1183:1987, which has been technically revised.

ISO 1183 consists of the following parts under the general title, *Plastics — Methods for determining the density of non-cellular plastics*:

- *Part 1: Immersion method, pycnometer method and titration method*
- *Part 2: Density gradient column method*
- *Part 3: Gas pycnometer method*

Annex A of this part of ISO 1183 is for information only.

EN ISO 1183-3:1999

Introduction

This part of ISO 1183 is one of a series dealing with methods of measuring the density of solid non-cellular plastics. The values obtained using this part of ISO 1183 are expected to be comparable to those obtained using the other parts.

Density measurements may be used to investigate variations in the physical structure or the molecular order of materials. Such measurements are widely used to determine the degree of crystallinity of polymers. In addition, they may be used to determine the amount of filler present.

The density of a plastic material may depend on any conditioning or thermal treatment which the material has undergone.

The physical structure of a polymer can change with time and temperature. Its volume is also a temperature-dependent property. This means that the density may vary with time and/or temperature.

Plastics — Methods for determining the density of non-cellular plastics —

Part 3: Gas pycnometer method

WARNING — The use of this part of ISO 1183 may involve hazardous materials, operations or equipment. This part of ISO 1183 does not purport to address all of the safety problems, if any, associated with its use. It is the responsibility of the user of this part of ISO 1183 to establish appropriate health and safety practices and to determine the applicability of any regulatory limitations prior to use.

1 Scope

This part of ISO 1183 specifies a method for the determination of the density or the specific volume of solid non-cellular plastics of any shape which do not contain closed pores.

2 Terms, definitions, symbols, units and abbreviated terms

For the purposes of this part of ISO 1183, the following terms, definitions, symbols, units and abbreviated terms apply:

2.1

test material

material to be tested

2.2

test specimen

that part of the test material actually subjected to the test

2.3

mass

m

quantity of matter contained in a body

NOTE Mass is expressed in kilograms (kg) or grams (g).

2.4

weight

W

force produced by gravity acting on a mass

NOTE 1 Since gravity varies with location, so does weight.

NOTE 2 Weight is expressed in newtons (N).

EN ISO 1183-3:1999

2.5**apparent mass** m_{app}

mass of a body obtained by measuring its weight using an appropriately calibrated balance

NOTE Apparent mass is expressed in kilograms (kg) or grams (g).

2.6**volume** V

size of a body in three-dimensional space, excluding pores

NOTE 1 Due to thermal expansion, volume varies with temperature T .NOTE 2 Volume is expressed in cubic metres (m^3), litres (l), cubic centimetres (cm^3) or millilitres (ml).**2.7****density** ρ mass per unit volume of a material at a given temperature T

NOTE 1 Density is calculated using the equation

$$\rho^T = \frac{m_{\text{app}}}{V} \quad \text{at constant } T \quad (1)$$

NOTE 2 It is expressed in kilograms per cubic metre (kg/m^3), kilograms per cubic decimetre (kg/dm^3), grams per cubic centimetre (g/cm^3), kilograms per litre (kg/l) or grams per millilitre (g/ml).**2.8****specific volume** v volume per unit mass of a material at a given temperature T

NOTE 1 Specific volume is calculated using the equation

$$v^T = \frac{V^T}{m_{\text{app}}} = \frac{1}{\rho^T} \quad \text{at constant } T \quad (2)$$

NOTE 2 It is expressed in cubic metres per kilogram (m^3/kg), cubic decimetres per kilogram (dm^3/kg), cubic centimetres per gram (cm^3/g), litres per kilogram (l/kg) or millilitres per gram (ml/g).NOTE 3 Density is to be distinguished from specific gravity, which is the ratio of the weight of a given volume of a material to that of an equal volume of water at a stated temperature T .**3 Principle**

3.1 The volume of a specimen of known apparent mass is determined by measuring the change of gas volume within a pycnometer upon introducing the specimen. The volume change may be obtained either directly by means of a movable piston or indirectly by measuring the change of the pressure within the pycnometer and calculating the volume using the pressure-volume relationship for ideal gases. The volume obtained by this procedure is related to the solid alone without its pores. Density is calculated using eq. (1) given above.

3.2 The smaller the molecules of the gas the narrower the pores will be that can be penetrated.

3.3 Preferably gases of low affinity of adsorption onto the test material should be used.

3.4 Particularly for pressure-measuring pycnometers the accuracy of the method depends on the applicability of the ideal gas law (Boyle - Mariotte law).

NOTE For high-accuracy measurements, helium should preferably be used because it behaves most like an ideal gas. It can penetrate into pores at least as small as 1 μm diameter and has a low tendency to adsorb onto the surface of the test material.

4 Apparatus and materials

4.1 Analytical balance, accurate to 0,1 mg.

4.2 Gas pycnometer, of suitable cell volume, accurate to 0,01 % of the cell volume.

NOTE Accuracy is improved if the test specimen fills as much of the cell as possible. An example of a two-chamber pressure-type pycnometer is given in annex A, together with a procedure for its calibration and operation.

4.3 Measurement gas, preferably helium with a purity of 99,99 % or better for highest accuracy, or other non-corrosive and non-adsorbing gas, e.g dry air, at a pressure of up to 300 kPa.

4.4 Thermostatically controlled bath or enclosure, capable of maintaining the desired test temperature T (preferably 23 °C) to the nearest 1 °C. Alternatively, a gas pycnometer with a suitable built-in temperature control may be used.

5 Test specimens

5.1 If not excluded by the conditioning procedure, dry test specimens to constant mass before carrying out any volume measurements. Take care to choose suitable drying conditions to prevent changes in density of the test material.

5.2 Test materials consisting of powder, granules, pellets or flakes can be tested as received. Other materials may be cut to any shape convenient for the size of the pycnometer cell used. Take care to avoid changes in density resulting from compressive stresses on the material during cutting.

Prepare specimens containing closed pores in a suitable way, e.g. by grinding.

5.3 Specimens whose change in density on conditioning may be greater than the accuracy required of the density determination shall be conditioned before testing in accordance with the relevant material standard. Conditioning at a particular humidity or to a constant degree of crystallinity may be required.

5.4 When changes in density as a function of time or the ambient conditions are the main purpose of the determination, condition the specimens as agreed by the interested parties.

6 Calibration

Set the pycnometer to the desired temperature T , preferably 23 °C. Adjust the volumes of the pycnometer cells to the desired values or measure the volumes of the empty cells. Determine the mass of a calibration specimen of known density to the nearest 0,1 mg or use a calibration specimen of known volume. Introduce the calibration specimen into the measurement cell. Purge for 3 min with the measurement gas to replace the air and any humidity which may be adsorbed on the surface of the specimen. If necessary, allow additional time for temperature equilibrium to be established. When the preset temperature has been reached, measure the change in volume or pressure produced by introduction of the specimen in accordance with the principles of operation of the particular type of pycnometer used. Determine the calibration factor k_c from equation (3a) or (3b).

NOTE When using a pressure-type apparatus, the volume of the specimen can be calculated from the pressure change using the pressure-volume relationship for ideal gases (Boyle-Mariotte law). This may be done automatically by some pycnometers.

EN ISO 1183-3:1999

$$k_c = \frac{V_c}{V_c^0} \quad (3a)$$

$$k_c = \frac{V_c \cdot \rho_c^0}{m_c} \quad (3b)$$

where

V_c is the measured volume of the calibration specimen;

V_c^0 is the known volume of the calibration specimen;

ρ_c^0 is the known density of the calibration specimen;

m_c is the mass of the calibration specimen.

Recalibrate the pycnometer if the cell volume or temperature is changed, a different measurement gas is used or the pressure of the measurement gas is changed significantly.

7 Procedure and calculation

Repeat the procedure described in the clause 6 using the test specimen. Calculate the density using the equation

$$\rho_s^T = \frac{m_s}{V_s^T} \times k_c \quad (4)$$

where

m_s is the mass of the test specimen;

V_s^T is the volume of the test specimen at temperature T .

Carry out the determination on three or more test specimens of the same material.

8 Precision

The precision of this test method is not known because inter-laboratory data are not available. When such data become available, a precision statement will be added at the following revision.

NOTE The reproducibility can be expected to be better than approximately 0,2 %, while the repeatability can be expected to be better than approximately 0,1 %.

9 Test report

The test report shall include the following details:

- a) a reference to this part of ISO 1183;
- b) all details necessary for the complete identification of the material tested;
- c) the arithmetic mean density for all the specimens tested, and the standard deviation of the mean;
- d) the number of specimens tested and the mass of each;

- e) details of any conditioning procedure used;
- f) the measurement gas used and its purity;
- g) the test temperature;
- h) the calibration material used;
- i) the type of pycnometer used and its manufacturer;
- j) details of any operation not specified in this part of ISO 1183 as well as details of any incident likely to have affected the results;
- k) the date of the test.

EN ISO 1183-3:1999

Annex A
(informative)

Two-chamber pressure-type pycnometer

A.1 Apparatus

The apparatus is composed of two inter-connected cells [a measurement cell (volume V_{meas}) and an expansion cell (volume V_{exp})], valves for the gas inlet (V_1) and outlet (V_3) and a valve (V_2) separating the two cells, as shown in Figure A.1 a). The measurement cell is fitted with a pressure sensor. The pycnometer may be operated manually or automatically.

A.2 Calibration

Before starting the calibration procedure, the apparatus is purged by opening all the valves and sweeping both cells with gas, leaving the two cells full of gas at atmospheric pressure. The readout of the pressure sensor is then set to zero. These preliminary operations are carried out before each calibration step.

In the first calibration step [see Figure A.1 a)], valves V_2 and V_3 are closed. By opening valve V_1 , gas is allowed to flow into the measurement cell until the desired pressure p_1° is reached. Then valve V_1 is closed, valve V_2 opened and the resulting equilibrium pressure p_2° measured.

In the second calibration step [see Figure A.1 b)], the same procedure is carried out with a calibration specimen of known volume V_c in the measurement cell. The measurement cell is again filled with gas until the desired pressure p_1^* is reached and, after expansion, the resulting pressure p_2^* is measured.

The volume of the measurement cell and that of the expansion cell can be calculated using equations (A.1) and (A.2), respectively.

$$V_{\text{meas}} = \frac{V_c(p_1^* - p_2^*)}{(p_1^* - p_2^*) - \frac{p_2^{\circ}}{p_2^*}(p_1^{\circ} - p_2^{\circ})} \tag{A.1}$$

$$V_{\text{exp}} = V_{\text{meas}} \frac{p_1^{\circ} - p_2^{\circ}}{p_2^{\circ}} \tag{A.2}$$

where

p_1°, p_2° are the pressures in the empty pycnometer respectively before and after expansion into the expansion cell;

p_1^*, p_2^* are the pressures in the pycnometer containing the calibration specimen respectively before and after expansion into the expansion cell;

V_c is the volume of the calibration specimen;

V_{meas} is the volume of the measurement cell;

V_{exp} is the volume of the expansion cell.

A.3 Procedure

After introducing the specimen into the measurement cell, the specimen volume is measured in the same way as in one of the calibration steps [see Figure A.1 c)]. Having brought the measurement cell to pressure p_1 , the equilibrium pressure p_2 is obtained by allowing the gas to expand into the expansion cell. The volume of the test specimen at temperature T is given by equation (A.3):

$$V_s^T = V_{\text{meas}} - \frac{V_{\text{exp}}}{\frac{p_1}{p_2} - 1} \quad (\text{A.3})$$

where

p_1, p_2 are the pressures in the pyknometer containing the test specimen respectively before and after expansion into the expansion cell;

V_s^T is the volume of the test specimen at temperature T .

The density can be calculated by dividing the mass of the specimen by its volume:

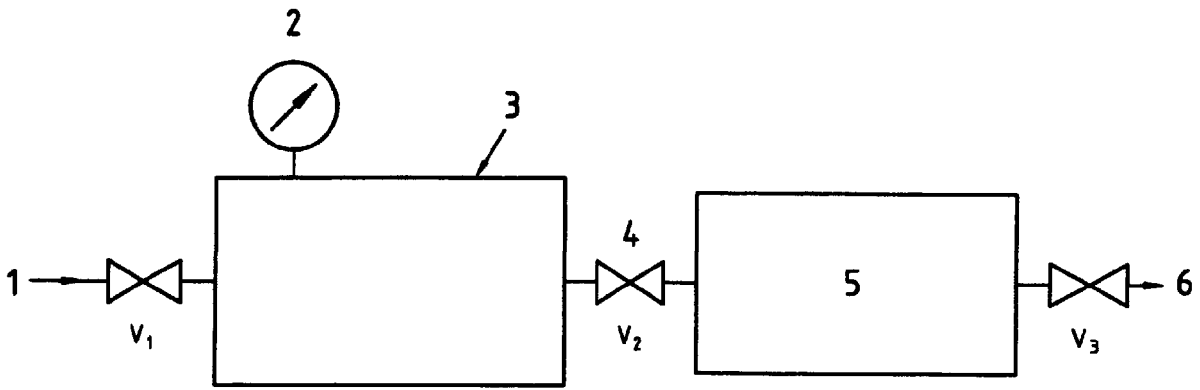
$$\rho_s^T = \frac{m_s}{V_s^T} \quad (\text{A.4})$$

where

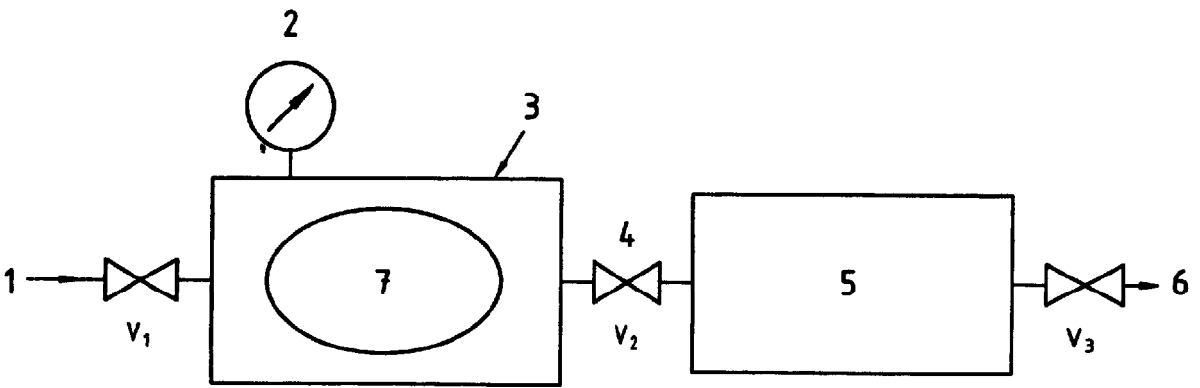
m_s is the mass of the test specimen;

ρ_s^T is the density of the test specimen at temperature T .

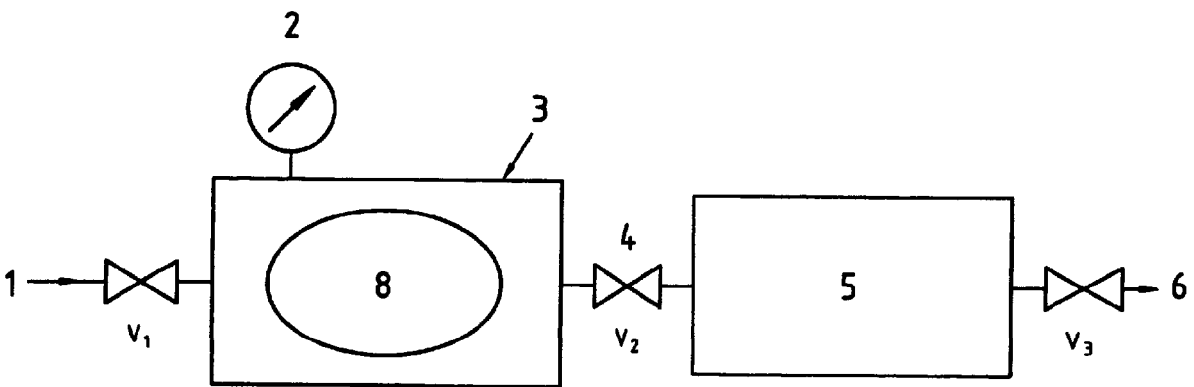
EN ISO 1183-3:1999



a) Schematic diagram of pycnometer



b) Calibration



c) Measurement

Key

- | | |
|--------------------|------------------------|
| 1 Gas inlet | 5 Expansion cell |
| 2 Pressure sensor | 6 Gas outlet |
| 3 Measurement cell | 7 Calibration specimen |
| 4 Connecting valve | 8 Test specimen |

Figure A.1 — Two-chamber pressure-type gas pycnometer

BSI — British Standards Institution

BSI is the independent national body responsible for preparing British Standards. It presents the UK view on standards in Europe and at the international level. It is incorporated by Royal Charter.

Revisions

British Standards are updated by amendment or revision. Users of British Standards should make sure that they possess the latest amendments or editions.

It is the constant aim of BSI to improve the quality of our products and services. We would be grateful if anyone finding an inaccuracy or ambiguity while using this British Standard would inform the Secretary of the technical committee responsible, the identity of which can be found on the inside front cover. Tel: 020 8996 9000. Fax: 020 8996 7400.

BSI offers members an individual updating service called PLUS which ensures that subscribers automatically receive the latest editions of standards.

Buying standards

Orders for all BSI, international and foreign standards publications should be addressed to Customer Services. Tel: 020 8996 9001. Fax: 020 8996 7001.

In response to orders for international standards, it is BSI policy to supply the BSI implementation of those that have been published as British Standards, unless otherwise requested.

Information on standards

BSI provides a wide range of information on national, European and international standards through its Library and its Technical Help to Exporters Service. Various BSI electronic information services are also available which give details on all its products and services. Contact the Information Centre. Tel: 020 8996 7111. Fax: 020 8996 7048.

Subscribing members of BSI are kept up to date with standards developments and receive substantial discounts on the purchase price of standards. For details of these and other benefits contact Membership Administration. Tel: 020 8996 7002. Fax: 020 8996 7001.

Copyright

Copyright subsists in all BSI publications. BSI also holds the copyright, in the UK, of the publications of the international standardization bodies. Except as permitted under the Copyright, Designs and Patents Act 1988 no extract may be reproduced, stored in a retrieval system or transmitted in any form or by any means – electronic, photocopying, recording or otherwise – without prior written permission from BSI.

This does not preclude the free use, in the course of implementing the standard, of necessary details such as symbols, and size, type or grade designations. If these details are to be used for any other purpose than implementation then the prior written permission of BSI must be obtained.

If permission is granted, the terms may include royalty payments or a licensing agreement. Details and advice can be obtained from the Copyright Manager. Tel: 020 8996 7070.